



# West River/Lyman-Jones Rural Water Systems Inc.

# Quality On Tap!

October 2024 | Volume 20, Issue 2

**UNDERSTANDING  
YOUR WATER  
SERVICE LINE**

**RURAL AMERICA  
RELIES ON RURAL  
DEVELOPMENT**

**IRREPLACABLE  
KNOWLEDGE ESSENTIAL  
TO FUTURE EMPLOYEES**

**OFFICIAL  
NOTICE OF  
WRLJ  
35<sup>TH</sup> ANNUAL  
MEETING**

**WEDNESDAY,  
OCTOBER 16, 2024  
PHILIP SHOP BUILDING  
PHILIP, SD**

*Registration will be from 4:00 PM  
to 4:30 PM MT followed by a brief  
business meeting and door prizes.*

Each membership will receive a  
\$10 water credit at registration.

**NOTICE OF DIRECTOR  
VACANCIES - SEE PAGE 3**

# MANAGER'S REPORT

**Jake Fitzgerald**  
Manager, West River/Lyman-Jones RWS



## 2024 IMPROVEMENT PROJECTS

WR/LJ has had a busy and productive year. We have wrapped up the construction of two ground storage reservoirs and an eleven-mile pipeline project. The SD Board of Water and Natural Resources approved an additional \$602,702 in American Rescue Plan Act (ARPA) grant funding for WR/LJ during their meeting on June 27, 2024, bringing the total ARPA grant to \$1,802,702 which covers 45% of the total improvement project costs. In addition, the WR/LJ operations crew installed over thirty new user services throughout the system.



*Newly constructed 300,000-gallon ground storage reservoir at Vivian.*

## 2025-2026 IMPROVEMENT PROJECTS

The demand for water within our service area continues to grow, and WR/LJ is in the planning stages of system improvements that would include twenty-six miles of watermain, a pump station, an elevated water tower, and a ground storage reservoir. On June 27, 2024, the SD Board of Water and Natural Resources approved a \$14,500,000 SRF loan for upcoming WR/LJ projects. The term of the loan would be 3.75% over 30 years.

## 2025 WATER RATE ADJUSTMENT

New water rates will go into effect on January 1, 2025. In June 2024, the WR/LJ Board of Directors approved a rate increase of \$0.10/1,000 gallons. The current rate of \$2.60 will be increased to \$2.70 per 1,000 gallons and will apply to the January 2025 water usage. The monthly minimum base fees will remain the same.

The rate adjustment results from increasing costs to produce and deliver quality drinking water. Operation, maintenance, and replacement costs continue to rise, and WR/LJ is committed to maintaining the water system's technical and financial sustainability.

## BOARD OF DIRECTORS

- Dave Fuoss, Draper – President
- Richard L. Doud, Midland – Vice President
- Dodie Garrity, Hayes – Sec./Treas.
- Kirk Cordes, Creighton
- Veryl Prokop, Kadoka
- Casey Krogman, White River
- Brad Smith, Vivian
- Dean Nelson, Murdo
- Quint Garnos, Presho
- Marion Matt, Philip

## MURDO PROJECT OFFICE

**307 Main Street**  
**PO Box 407**  
**Murdo, SD 57559**

- Jake Fitzgerald..... Manager
- Amy Kittelson..... Office Manager
- Kati Venard ..... Billing Secretary
- Brandon Kinsley..... O & M Foreman
- Ed Venard..... O & M
- Steve Baker..... O & M
- Brian Flynn..... O & M

**Ph: 605-669-2931 or 1-800-851-2349**


**E-Mail Address:**

**wrlj\_ruralwater@goldenwest.net**

## PHILIP FIELD OFFICE

**PO Box 144**  
**Philip, SD 57567**

- Mike Vetter ..... O & M Foreman
- Eddie Dartt..... O & M
- John Kramer..... O & M
- Nick Konst ..... O & M

 **STATEMENT OF NON-DISCRIMINATION:** In accordance with Federal civil rights law and U.S. Department of Agriculture (USDA) civil rights regulations and policies, the USDA, its Agencies, offices, and employees, and institutions participating in or administering USDA programs are prohibited from discriminating based on race, color, national origin, religion, sex, gender identity (including gender expression), sexual orientation, disability, age, marital status, family/parental status, income derived from a public assistance program, political beliefs, or reprisal or retaliation for prior civil rights activity, in any program or activity conducted or funded by USDA (not all bases apply to all programs). Remedies and complaint filing deadlines vary by program or incident.

Persons with disabilities who require alternative means of communication for program information (e.g., Braille, large print, audiotope, American Sign Language, etc.) should contact the responsible Agency or USDA's TARGET Center at (202) 720-2600 (voice and TTY) or contact USDA through the Federal Relay Service at (800) 877-8339. Additionally, program information may be made available in languages other than English.

To file a program discrimination complaint, complete the USDA Program Discrimination Complaint Form, AD-3027, found online at [http://www.ascr.usda.gov/complaint\\_filing\\_cust.html](http://www.ascr.usda.gov/complaint_filing_cust.html) and at any USDA office or write a letter addressed to USDA and provide in the letter all of the information requested in the form. To request a copy of the complaint form, call (866) 632-9992. Submit your completed form or letter to USDA by: (1) mail: U.S. Department of Agriculture, Office of the Assistant Secretary for Civil Rights, 1400 Independence Avenue, SW, Washington, D.C. 20250-9410; (2) fax: (202) 690-7442; or (3) email: [program.intake@usda.gov](mailto:program.intake@usda.gov). This institution is an equal opportunity provider.



# OFFICIAL NOTICE OF 35<sup>TH</sup> ANNUAL MEETING

**WEDNESDAY, OCTOBER 16, 2024  
PHILIP SHOP BUILDING – PHILIP, SD**

*Registration will be from 4:00 to 4:30 MT followed by a brief business meeting and door prizes.*

Each membership will receive a \$10 water credit at registration.

## WRLJ 2023 ANNUAL MEETING MINUTES (DRAFT)

The annual meeting of West River/Lyman-Jones Rural Water was held at the Murdo Shop Building in Murdo, South Dakota on Wednesday, October 18, 2023.

The Pledge of Allegiance was recited by those in attendance.

The meeting was called to order by President Dave Fuoss at 4:30 p.m. (CT) and a quorum was declared present.

Manager Fitzgerald read the annual meeting notice as published in the October 2023 newsletter and the local legal newspapers, and the official proof of mailing statement that indicated 1,855 newsletters were mailed from the U.S. Post Office at Madison, SD on August 31, 2023

Manager Fitzgerald followed with introductions of WR/LJ board of directors, staff and attorney.

The minutes of the October 19, 2022, Annual Meeting were published in the October 2023 issue of Quality on Tap newsletter that is mailed to all members. President Fuoss asked for a motion to approve the minutes. A motion was duly made and seconded to approve the minutes as mailed. Motion Carried.

Manager Fitzgerald presented the manager's report. He provided a

system overview of annual water sales and water sources. He informed members of an ARPA Grant for \$1.2M and the SFR loan of \$2.8M. These funds will be used to construct two reservoirs and 10.5 miles of pipeline improvements. He also thanked the Oglala Sioux Rural Water Supply System and BOR for securing funding for an additional 5.8 million gallons of storage on the Mni Wiconi south core system.

Jessica Hegge, Attorney for West River/Lyman-Jones Rural Water reported there are no pending lawsuits against WR/LJ and they are legally sound. A motion was duly made and seconded to approve Manager Fitzgerald and Attorney Hegge's reports. Motion Carried.

Attorney Hegge conducted the election of Directors and declared that, having no opposition, incumbent Directors Dodie Garrity – Zone 1, Brad Smith – Zone 2A, Kirk Cordes – Zone 4 and Casey Krogman – Zone 4A were re-elected to the Board of Directors. A motion was duly made and seconded to cast a unanimous ballot. Motion Carried

President Fuoss called for old business. There was none.

President Fuoss called for new business. There was none.

There being no further business to address, President Fuoss adjourned the meeting at 5:00 p.m. (CT).

## WRLJ NOTICE OF DIRECTOR VACANCIES

**The West River/Lyman-Jones Rural Water Systems, Inc. in accordance with By-laws, Article VIII, Section I, hereby gives notice to its membership that the following seats upon the Board of Directors will be up for election at its Annual Meeting on October 16, 2024:**

**Zone 1A** – Rural Lyman County, east of Township line between Range 75W and 76W; current Director Quint Garnos

**Zone 2** – Rural Haakon County; current Director Richard L. Doud

**Zone 3** – Rural Jackson County, north of the White River; current Director Veryl Prokop

**Zone 5A** – Municipal at Large – Municipalities of Jones, Mellette, Lyman County; Stanley County south of Bad River; current Director Dean Nelson

### ELIGIBILITY FOR NOMINATION:

1. Must be a member of the corporation
2. Must have contracted for a service tap in area to represent
3. Must file a petition no later than 4:00 P.M. (CT) October 7, 2024, at the rural water system office in Murdo, S.D.
4. Petition must be signed by no less than 15 members
5. No proxy voting allowed
6. Nominations will not be allowed from the floor at the annual meeting unless no petitions have been filed for a directorship

### NOMINATING PETITIONS CAN BE ACQUIRED BY CONTACTING:

West River/Lyman-Jones RWS, Inc.  
PO Box 407 • 307 Main St. • Murdo, SD 57559  
Phone: 605-669-2931



**Quint Garnos**



**Richard Doud**



**Veryl Prokop**



**Dean Nelson**

# THE SHAPE OF A WATER TOWER

**H**ave you ever looked up and noticed a tall, strange-looking structure with a big tank on top? That's a water tower! Water towers are special buildings that hold water high above the ground. They store water for cities and towns so that when you turn on your faucet, water flows out easily. But did you know that water towers come in all sorts of shapes and sizes? Let's explore the different kinds of water towers and the cool shapes they come in!

## The Classic Cylindrical Tower

The most common shape of a water tower is the cylinder. Imagine a big, round can of soup, but much, much taller! These towers are usually supported by a tall, straight column or a series of legs. They look simple, but they do a great job of holding a lot of water. You'll often see these in small towns or on farms.

## The Spherical Tower

Some water towers look like giant balls balanced on top of a stick. These are called spherical water towers. The round shape is perfect for holding a lot of water in a smaller space. Plus, they look really cool! Sometimes, towns paint these towers with fun designs, like smiley faces or the name of the town, to make them even more interesting.

## The Mushroom or Golf Ball on a Tee

A mushroom-shaped water tower looks just like its name! The big, round tank sits on top of a skinny column, just like a mushroom cap on a stem. This design is also called a "golf ball on a tee" because it looks like a golf ball sitting on a tee before someone swings to hit it. These water towers are fun to spot because of their unique shape.

## The Multi-Legged Tower

Have you ever seen a spider with long legs? Some water towers look a bit like that! These multi-legged towers have several tall, thin legs that hold up a big, round tank. The

legs make the tower very sturdy, so it can stand up to strong winds and storms. These towers are often found in places where a lot of water is needed, like large cities.

## The Standpipe

A standpipe is a super tall and skinny water tower. It's basically a long tube that stands straight up with a tank on top. Standpipes don't hold as much water as other towers, but they are great for giving water extra pressure. That's why they are often found in places with hills, where the water needs a little more push to get to every house.

## The Onion or Teardrop

Some water towers are shaped like onions or teardrops, with a wide bottom that narrows as it goes up. These are usually made out of steel and can hold a lot of water. Their unique shape makes them strong and able to last for many years.

## Custom Shapes

Some towns like to get really creative with their water towers! You might find one shaped like a giant peach, a hot air balloon, or even a ketchup bottle. These custom-shaped water towers are built to represent something special about the town.

## Why Are Water Towers Important?

Water towers aren't just cool to look at – they're very important! They help make sure we have water in our homes, schools, and fire hydrants whenever we need it. By holding water high up in the air, the tower uses gravity to push water through the pipes and into buildings. This way, we always have water ready for drinking, cooking, and cleaning.

Next time you see a water tower, take a moment to look at its shape and think about all the water it's holding up there. You might even spot a design or shape you've never seen before!

## MATCH THE TOWER TO ITS SHAPE

**MULTI-LEG**

**CLASSIC**

**CUSTOM**

**GOLF BALL**

**STANDPIPE**

**ONION**

**SPHERICAL**



# IRREPLACEABLE KNOWLEDGE ESSENTIAL TO FUTURE EMPLOYEES

**By Sue Bergheim, Apprenticeship Coordinator**  
– **South Dakota Association of Rural Water Systems**

**W**e've probably all heard the statement that "everyone is replaceable" at some point in our careers. The part that can be true is that an employer can physically hire someone else to do a particular job. However, when replacing someone with years or decades of knowledge and experience, finding a "warm body" to fill that position still leaves the employer with a huge loss and an uphill battle. That's why passing some of that extensive knowledge down to future generations is vital before it is too late.

The state's rural water industry faces significant workforce challenges, including an aging workforce, skill gaps, and difficulty attracting and retaining talent. It is estimated that the water industry is expected to lose between 30-50 percent of its workforce to retirement in the next ten years. Many of these professionals have worked at the same utility for the majority of their careers and have a plethora of valuable "irreplaceable" institutional knowledge. The National Rural Water Association (NRWA) is helping address the need to train the next generation of skilled workers for the water industry through its Apprenticeship Program. The Apprenticeship Program aims to pair an apprentice with a mentor at a municipality or water system to help incorporate and pass on the training needed for that apprentice to become a successful Water or Wastewater System Operations Specialist. There are 36 states with registered apprenticeship programs, and South Dakota is one of three states with programs currently under development. Nationwide, there are over 500 registered apprentices, with 540 participating employers as part of the Apprenticeship Program. More than 220 apprentices nationwide have completed the program so far, according to the NRWA, with the first apprentice graduating in 2019 as part of the Alliance of Indiana Rural Water's Apprenticeship program.



The Apprenticeship Program takes approximately two years to complete. The program includes four thousand hours of on-the-job training and 288 hours of related technical instruction. The U.S. Department of Labor

recognizes the NRWA Apprenticeship Program. NRWA provides the guideline standards of apprenticeship to state Rural Water Associations, like the South Dakota Association of Rural Water Systems (SDARWS), for their approval and adoption. To be eligible for the program, applicants must be at least 18 years old, have a high school diploma or GED, have a valid driver's license, and be physically capable of performing the program's functions.

The SDARWS has a website dedicated to information regarding careers in the water industry, including the Apprenticeship Program. This website will be updated as the Association moves through the process of getting the program registered and implemented. You will want to visit [sdarws.com/WaterWorks](http://sdarws.com/WaterWorks) to stay current as this exciting new opportunity for the state's water and wastewater industry takes shape. As the SDARWS Apprenticeship Coordinator, I am also happy to visit with potential employers or apprentices who are interested in or have questions regarding what South Dakota's Apprenticeship Program will entail. I can be contacted via e-mail at [sbergheim@sdarws.com](mailto:sbergheim@sdarws.com), office phone at 605-556-7219, or cell phone at 605-501-9208.

Workforce development is critical to maintaining the quality and reliability of water services across the state. Continued investment and collaboration will ensure South Dakota's rural communities can access safe and clean drinking water, supporting residents' health and well-being.

# UNDERSTANDING YOUR WATER SERVICE LINE:

## From the Water Utility Main to Your Home

**By Jim Vavra, Technical Assistance Training Specialist  
– South Dakota Association of Rural Water Systems**

For many of you, the Lead Service Line Inventory mailer has probably come in the mail and has been or needs to be filled out. What most people don't realize is that not only is the customer side of your line needed but also the supplier side of the line needs to be determined as well. With communities and rural water systems having different ordinances it can become confusing as to which party owns what when it come to the service line. In this article we are not going to dive into who owns what or who is responsible for each piece of the line, but we are going to discuss how the water gets from the city water main into your residence.

To get from the water main to the house usually requires a few basic parts and pieces, some municipalities and rural water systems will differ with this but we are going to look at the very basic parts of the service line to a typical residence.

The first part of the service line is what is known to the water

industry as a saddle, and no it is not the kind you put on your horse, but it does as the name applies. The saddle is a fixture that wraps around the water main to start the connection. There are several variations of saddles but they all perform the same basic job. The saddle wraps around the main and clamps down to make a water tight seal. The saddle is the piece that houses the corporation stop which is the next part of the service line system and we will discuss its job next.

The corporation stop is the second piece of the puzzle and is basically a ball valve that is attached to the saddle. The purpose of the corporation stop is to allow installation of the service line so that when the service line is being installed there is no interruption to other services on the water main. After the corporation stop is attached to the saddle, a special tool can be used to drill a hole into the water main so very minimal water will be lost during installation, after the hole is drilled the tool is taken out and the corporation stop is shutoff until more of the water service is installed.



**Gooseneck**



**Saddle**



**Corporation Stop**



**Curb Stop**



**Meter Pit (Outside)**



**Meter Pit (inside)**

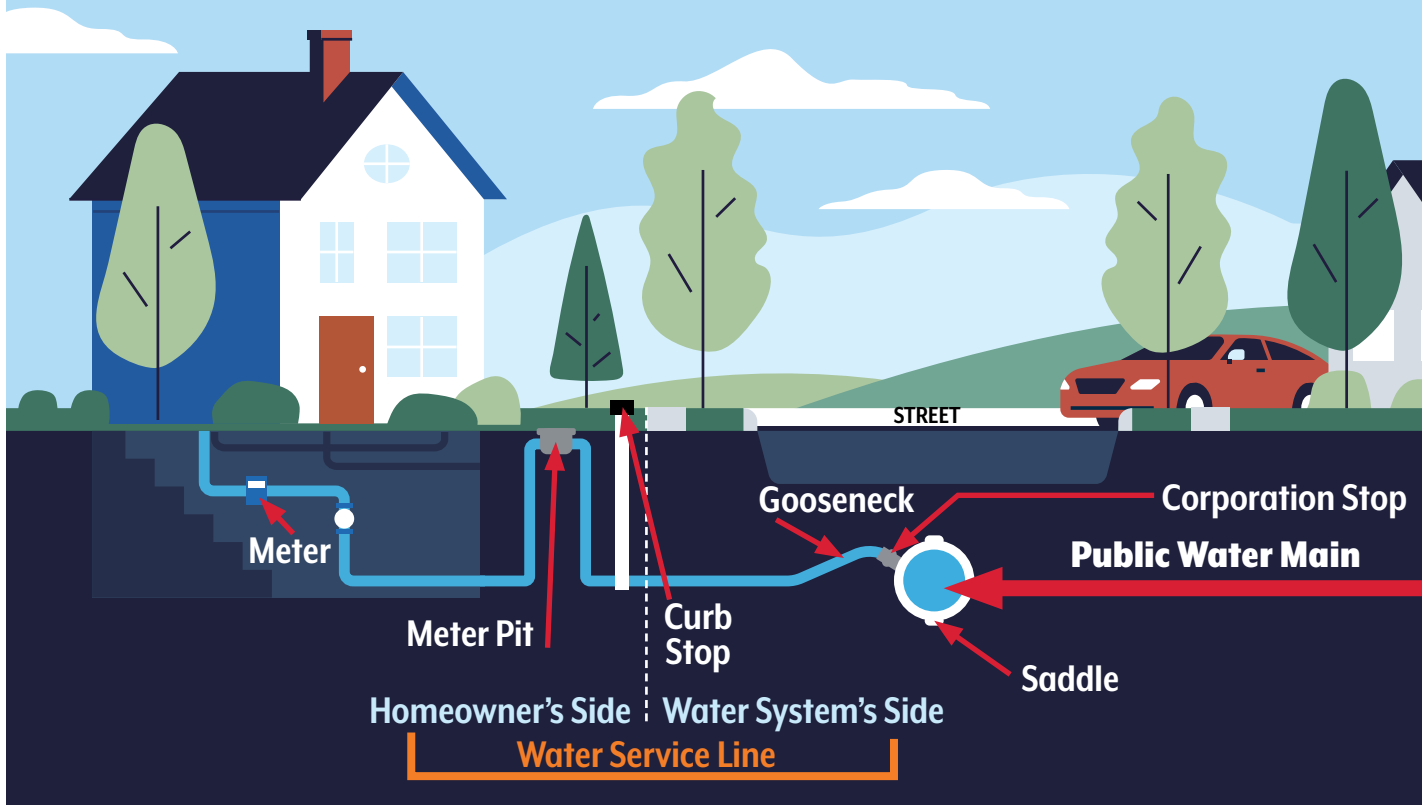


**Meter**



**Service Line**

# WATER UTILITY COMPONENTS



Continuing on from the corporation stop you start getting into the actual water service line, and this line can be made of different materials and can be several different sizes depending upon the demand for the water service. This line is where the service side of the Lead Service Line Inventory starts for the water system supplying your water.

After you have some of the pipe laid in the ground the next normal piece of the puzzle for the water service line is the curb stop and curb stop box. The curb stop is an inline ball valve, usually within the property owners lawn. The piece which you may see sticking up in your yard is called the curb stop box, this is attached to the actual curb stop that is in the ground and what gives an operator access to be able to turn the valve on and off if the need arises.

After the curb stop is usually some type of pipe that either leads into a meter pit or into the residence. Depending again on ordinances and differing municipality codes and rural water systems, you will either have a meter pit or a meter that is in the residence somewhere before any water is used in the residence. Meter pits are commonly found out in rural water systems or in residences that are hard to access to install a meter.

A meter pit is a tube that goes in the ground and like its name suggests, is basically a pit for the water meter to sit in

and is deep enough that it will not freeze in the winter time. To access the meter in the pit, there are coils of water line in the pit in the very bottom. This allows for the meter to be pulled up and worked on if needed. There is also typically a valve of some kind in the pit to shut water off if needed as well.

If you don't have a meter pit, then your next stop is into the house with the pipe from the curb stop. Just like from the main to the curb stop, this can be a variation of types of pipe and size of pipe into the house. Now this piece of pipe is what is considered the consumer owned portion of service line and is what needs to be identified for the Lead Service Line Inventory.

When the pipe finally enters the house, and not having a meter pit, you will find a spot for a meter. This is typically 1-2 feet within the house before any water is used in the house. They can be several different sizes and shapes, and even have very different technology from brand to brand in them.

This is a very broad look at a typical water service hookup, every municipality, rural water system, privately owned system, or any combination can have and will have a slightly different installation process and probably won't find any two the same.

# RURAL AMERICA RELIES ON RURAL DEVELOPMENT



## USDA RURAL DEVELOPMENT WATER PROGRAMS PROTECT PUBLIC HEALTH

### PUBLIC HEALTH FOR RURAL COMMUNITIES

Water is a vital resource and is required for all aspects of daily life, including drinking, cooking, washing, and flushing. In order to protect public health, all Americans should have access to this resource through reliable infrastructure.

Rural America's 46.1 million residents deserve safe drinking water and clean wastewater treatment just as much as urban or metropolitan residents. While access to basic water infrastructure may be taken for granted by many American citizens, it still is not a reality for approximately 146,000 rural households.

Over the last 70 years, through billions of dollars in financial assistance through USDA RD, the U.S. has made great advancements in the standard of living in rural America. Millions now have access to safe drinking water that their parents did not have. Thousands of rural communities now have modern wastewater systems, eliminating millions of failed septic tanks, cesspools, straight pipes, and worse.

For the 27,500 public elementary and secondary schools, approximately 9.8 million students, and 1,810 hospitals in rural America, public health would be immediately jeopardized without safe drinking water and clean wastewater treatment.

Even for established water and wastewater systems, new regulations such as EPA's recent PFAS and Lead and Copper Rules results in costly operational and infrastructure upgrades. USDA RD WEP ensures rural America and its communities have access to funding when they are faced with making these upgrades to remain in compliance.

*Today's Congressional policies and funding decisions are jeopardizing the public health of every community in rural America. Budget cuts will leave USDA WEP unable to accomplish its mission. WEP is instrumental in helping rural America ensure public health is protected for all rural people.*

### USDA RURAL DEVELOPMENT WATER & ENVIRONMENTAL PROGRAMS (WEP)

Since 1972, USDA RD WEP has been the consistent source of support for rural communities to complete necessary upgrades to their water and wastewater facilities.

During 2023, WEP obligated more than \$1.6 billion in loans and grants, with 73.5% of projects addressing a health and sanitary issue.

The projects funded support more than 1.1 million rural residents, including approximately 28,326 new service connections.

### TELL CONGRESS NOW

**KEEP RURAL AMERICA STRONG!**

Scan the QR Code to learn more about how you can help keep Rural America Strong!





# THE IMPACT



## WEP PROVIDES WATER TREATMENT PLANT FOR EAGLE BUTTE, SOUTH DAKOTA

### IMPACT IN ACTION

Being located in a very rural area brings many challenges for a water company. The challenges are amplified when the area is also one of the most economically disadvantaged areas of the country.

The Mni Wasté Water Company is a tribally chartered entity with the Cheyenne River Sioux Tribe serving 14,000 members in the Dewey, Meade, and Perkins counties on the Cheyenne River Lakota Reservation in western South Dakota. The company currently processes an average of one million gallons of water per day, with peak demand near two million gallons daily. But Director Leo 'Earp' Fischer said Mni Wasté is capable of processing more than four-point-four-million gallons per day.

This increased capacity and ongoing updates have been made possible through the help of USDA Rural Development. Fischer said that Rural Development's nearly \$90 million investment in the Eagle Butte area through the Water and Environmental Program was vital to Mni Wasté's success.

Mni Wasté continues to update existing pipe and extend to new areas to deliver quality water to residents and businesses across the region. The system maintains 5.5 gallons of water in storage capacity and over four million gallons throughout service lines. The company manages more than 1,600 miles of pipe, delivering water to more than 1,600 customers across the reservation, with plans to extend from Highway 63 North to serve the town of Timber Lake. Future plans include upsizing lines to the west along Highway 212, and eventually providing bulk water to Perkins County Rural Water.

Fischer said Rural Development's programs have only gotten better over time, making them even more valuable to rural communities.

### RURAL AMERICA DESERVES RURAL DEVELOPMENT

"We didn't have anywhere else to go. The programs offered by Rural Development have only gotten better over time, which makes it even more valuable to our rural communities."

- Leo 'Earp' Fischer, Mni Wasté System Manager

## CALL TO ACTION

### Fund Water Infrastructure - Stand Up for USDA Rural Development

Rural Development will continue to play a vital role in modernizing, preserving, and protecting rural America's infrastructure and public health. You can help secure its future today by signing the pledge and writing to your Congressional representatives today.

Providing adequate support and resources necessary to protect and enhance the environment, public health, sustainability of utilities, and economic vitality of rural America with clean, affordable, and safe water service is a primary responsibility for our federal elected officials.

Visit [www.ruralwaterstrong.org](http://www.ruralwaterstrong.org) to learn more.

## AURORA BRULE RURAL WATER

Aurora-Brule (A-B) Rural Water System started as a steering committee of farmers in 1970 that were looking for a source of good quality drinking water for the rural areas of Aurora, Brule and Buffalo Counties. The communities and farms were using artesian water that was poor in quality, and most wells were 1,000 to 1,500 feet deep. The water system incorporated in May of 1972 and a five-member Board of Directors was established. The Board hired HWS Engineering of Lincoln, Nebraska to begin designing a water distribution system. The Board and engineers also went to work trying to find financing to begin construction.

Construction of Project I of A-B Rural Water System was bid in 1977 and construction began in 1978. This project consisted of 70 rural users and a 50,000-gallon storage tank south of Kimball.

After the pipelines were installed, Aurora-Brule purchased water from the Randall Community Water District to serve those 70 farms.

In 1980, the water treatment plant was built along the Missouri River south of Chamberlain. That same year, 325 miles of distribution pipeline was installed in western Brule County, which added another 300 farms and the towns of Pukwana and Kimball to the system. In the spring of 1981, the new water plant was put into operation, providing water to all 370 users on the system. Every year from 1982 through 1986, pipelines, pump stations and storage tanks were added to provide water to farms and communities in Aurora, Brule, Buffalo, Jerauld, Davison and Douglas Counties.

Throughout the 1990s and beyond, construction continued,

adding storage tanks and customers throughout the system. In 2004, Aurora-Brule collaborated with Davison Rural Water System and Randall Water District to provide water to eastern Aurora County, including the town of Plankinton



The original water treatment plant was upgraded in 2006, increasing the plant capacity from 1.2 million gallons per day (MGD) to 2 MGD. In 2011 a new Missouri River intake system was installed upstream from the old intake. The system has 560,000 gallons of treated water storage at the water plant and seven storage tanks in the distribution system holding a total of over 2 million gallons of water.

The system's latest project was a capacity improvement project that was completed in the summer of 2024, which included a new 400,00-gallon water storage tank, approximately 20 miles of pipelines ranging from 4" to 12" dia., and a new booster pumping station.

Manager Wade Blasius, who has been with the system for over 40 years, recalls, "Getting rural water was life changing for some, because

their well water quality was very poor. Many of the farm women didn't have washing machines because of the hard rusty well water. They had to bring their laundry to a Laundromat in town."

Blasius said A-B Rural Water's service area continues to grow in numbers of people, businesses, and livestock requiring more water. The System is continually working with their engineering firm, Banner Associates putting together projects to upgrade outdated equipment and to increase water capacity to meet the demands.

# AURORA BRULE RURAL WATER



Aurora-Brule's water source has always been the Missouri River. The treatment process utilizes water clarifiers and a chemical feed system to separate solids from the water, followed by gravity sand filtration. Chlorine and ammonia are added to generate chloramines for disinfection.

The Aurora-Brule System's main office is in Kimball and currently has 6 employees. The System provides quality drinking water to 1460 rural households, farms and pasture taps as well as the communities of Pukwana, Kimball, White Lake, Stickney, Plankinton, Gann Valley, and Aurora Center and to Aurora-Plains Academy and Grass Ranch Colony.

## DIRECTORS:

**Chairman** – Ron Gillen

**Vice Chairman** – Tom Geppert

**Secretary** – Raymond Heath

**Treasurer** – Craig Swanson

**Director** – Paul Hettinger

## STAFF:

**General Manager** – Wade Blasius

**Bookkeeper** – Mary Brainard

**Plant Operator** – Joe Priebe

**Distribution Operator** – Kraig Sinclair

**Distribution Operator** – Tim Pringle

**System Operator** – Rick Blasius

## STATISTICS:

**Hookups:** 1,460

**Miles of Pipeline:** 1,000

**Water Source:** Missouri River


**Counties Served:** Aurora, Brule, Buffalo,  
and portions of Jerauld, Davison, and  
Douglas

**Towns Served Individual:** Aurora Center,  
Gann Valley

**Towns Served Bulk:** Kimball, Pukwana,  
Stickney, White Lake, Plankinton

# RURAL WATER CROSSWORD & WORD SCRAMBLE CONTEST

## FAIR TIME



### SCRAMBLE ANSWER



#### Across

- 2. Carnival workers
- 6. View antiques on wheels (two words)
- 10. Handmade wares
- 11. Sticky fruit on a stick (two words)
- 15. Alfresco alehouse (two words)
- 17. Hands on experience (two words)

- 18. A giant fairground revolution (two words)
- 19. Deep-fried frank

#### Down

- 1. Miss State Fair, for one
- 3. Indoor animal exhibit (two words)
- 4. Seating arena
- 5. Amusement park attraction

- 7. Event with serious horsepower (two words)
- 8. Procession of floats
- 9. Temporary fairground lodging
- 12. Carnival area of a fair
- 13. It may fill a hall
- 14. Fair feature
- 16. Where the big "bucks" are


**RULES:** Use the colored squares in the puzzle to solve the word scramble above. Call your Rural Water System (See page 2 for contact information) or **enter online at [www.sdarws.com/crossword.html](http://www.sdarws.com/crossword.html)** with the correct phrase by October 15, 2024 to be entered into the \$100 drawing.

Only one entry allowed per address/household. You must be a member of a participating rural water system to be eligible for the prize.

Your information will only be used to notify the winner, and will not be shared or sold.

Congratulations to Dan Ziemer from BDM Rural Water who had the correct phrase of "nature is our biggest ally" for October 2024.

# AT LONG LAST, LEWIS AND CLARK WATER ARRIVES FOR MADISON, SD



**By Mackenzie Huber, South Dakota Searchlight**  
– [southdakotasearchlight.com](http://southdakotasearchlight.com)

**A**fter waiting nearly 35 years, Madison is the last South Dakota city to connect to the tri-state Lewis and Clark Regional Water System. Local leaders, South Dakota's three congressmen and economic leaders gathered to celebrate the city's connection on Wednesday, August 21, 2024.

Madison's roughly 6,000 residents tapped into the system the beginning of August 2024.

The pipeline delivering the water covers 310 miles and spans southeastern South Dakota, southwestern Minnesota and northwestern Iowa. The roughly \$700 million water system serves about 350,000 people.

The connection means better water quality in the city and economic development, because it increases water capacity, especially for agriculture surrounding Madison, said state Sen. Casey Crabtree, R-Madison.

"This just means a higher capacity for growth that otherwise wouldn't exist," Crabtree said.

South Dakota Sen. Mike Rounds told attendees of Thursday's celebration that "water development is economic development." He compared the Lewis and Clark system to the expansion of electricity and broadband in rural parts of the country.

"We're continuing to make it so that young people want to come back in and stay in the rural parts of our country — not just in the communities themselves but in the ag areas as well," Rounds said. "It would not happen if it wasn't for this type of development across multiple states."

The city will blend its existing water sources with pipeline water to ensure resiliency in supply during droughts and other disasters.

Sibley, Iowa, will be the last to connect to the pipeline. Lewis and Clark Executive Director Troy Larson expects to hook up to Sibley in the fall.

The final step in construction of the "base" water system is to build out a water treatment plant in Vermillion and reach a water capacity of 44.19 million gallons a day, Larson said.

The majority of the pipeline is funded through the federal government. It was supposed to be completed in 2016 but fell behind schedule because of poor funding, Larson said.

The pipeline is now planned to be completed in 2028, after receiving a \$152.5 million boost from the 2021 Bipartisan Infrastructure Law. Bureau of Reclamation Deputy Commissioner Roque Sánchez represented the Biden administration at the celebration, touting the federal government's role in aiding the project and other rural investments across the country.

None of South Dakota's U.S. congressional delegates voted for the bill.

"While it took a long time because of federal funding to get where we are," Larson said, "the last few years we've been sprinting to the finish line."

Larson said Lewis and Clark started construction on the water system's first expansion in 2022, which is expected to be completed in 2030 and expand water capacity to 60 million gallons a day. The nonprofit aims to develop an expansion plan within the next one to two years.

The regional system has "paved the way" for similar water systems in the state and country, Larson said. Fledgling efforts in western, northern and eastern South Dakota are vying for Missouri River water for their communities.

It's to be expected, since cities and rural water systems across the state are maximizing their groundwater sources and realize other states are looking to tap into the Missouri River, Larson said. South Dakotans want to get there first.

"The only source of really untapped, reliable water in the state is the Missouri River," Larson said. "What we're all waking up to is that we need to fully utilize this resource we have."

# FREE SERVICE

WR/LJ provides two free trips each calendar year to shut off/ turn on water at locations that will not be in use for a period of time. Please give advance notice by calling the main office in Murdo a couple days prior, so our field staff can make arrangements.

**In observance of the following holidays, WR/LJ Rural Water offices will be closed on the following days:**

October 14, 2024 – Native American Day

November 28, 2024 – Thanksgiving Day

November 29, 2024 – Day after Thanksgiving

In case of an emergency, please call the Murdo area at 530-0932 or the Philip area at 530-1136 for assistance.

# PAYMENT OPTIONS



1. **Online Payment:** Go to [www.wrlj.com](http://www.wrlj.com) (accepts Visa, MasterCard, Discover and Electronic Check)
2. **Pay-By-Phone:** Call 1-855-325-8898 to use our automated bill payment option.
3. **Pay-By-Phone:** Call 1-800-851-2349 and a WR/LJ customer representative will take your payment information over the phone.
4. **Electronic Direct Payment:** Your payment is automatically deducted from your checking or savings account on the 10th of each month.
5. **US Mail:** Mail payment along with the bottom portion of your bill.
6. **Pay-in-Person:** During regular business hours you may bring your payment to our office.
7. **24-Hour Drop Box:** Available at the Murdo office near the main entrance.

**For forms or more information on these payment options, please call 1-800-851-2349.**

Visit us online at: [www.wrlj.com](http://www.wrlj.com)



## IS YOUR CONTACT INFO UP TO DATE?

If you have changed your landline, cell phone, or email address, please let us know. This will make it easier to contact members directly for water outages and high flow alerts.

Please email [wrlj\\_ruralwater@goldenwest.net](mailto:wrlj_ruralwater@goldenwest.net), call 800-851-2349 or fill out the form below and mail it to PO Box 407, Murdo, SD 57559. Thank you!

Name: \_\_\_\_\_ Account Number \_\_\_\_\_

Address: \_\_\_\_\_

City: \_\_\_\_\_ State: \_\_\_\_\_ Zip: \_\_\_\_\_

Home Phone: \_\_\_\_\_ Cell Phone: \_\_\_\_\_

Email Address: \_\_\_\_\_

# DANR RECOGNIZES WEST RIVER/LYMAN-JONES FOR DRINKING WATER COMPLIANCE



The South Dakota Department of Agriculture and Natural Resources (DANR) announced that the West River/Lyman Jones public water system and the system's certified operators have been awarded a Drinking Water Certificate of Achievement Award. The award is for outstanding water system operations and environmental compliance with state drinking water standards for the past year.

"Access to safe and reliable water sources is essential to keeping our families safe and our economy growing," said DANR Secretary Hunter Roberts. "This award is a testament to the hard work and dedication of South Dakota's drinking

water system operators and their efforts to ensure their customers have access to clean drinking water."

The system's operations specialists are Jake Fitzgerald, Michael Vetter, Ed Venard, Brandon Kinsley, Eddie Dartt, John Kramer, Steven Baker, Nicholas Konst and Brian Flynn.

To qualify for the Drinking Water Certification of Achievement Award, public water systems and their system operations specialists had to meet all of the compliance monitoring and reporting requirements, drinking water standards, and certification requirements for 2023.

## LEAD SERVICE LINE SURVEY WINNER

*Congratulations Brad Bacon of Reliance, the winner of the Yeti cooler. He submitted his Lead Service Line Survey with all the required information by the May 1st deadline. Thanks to everyone who participated in the survey.*



## THANK YOU

*WR/LJ Rural Water,*

*I would like to personally thank you for selecting me as a recipient for a \$750 scholarship to pursue my academic goals. I can assure you that it will be put to good use. I truly do appreciate your kindness and generosity.*

*With Appreciation,*

*Addison Kierl*



**West River/Lyman-Jones  
Rural Water Systems Inc.**  
PO Box 407  
Murdo, SD 57559  
605-669-2931 • www.wrlj.com

Presort Standard  
US Postage  
Paid  
Permit #32  
Madison, SD



# WATER MATTERS

## AQUIFERS 101



**F**or most South Dakotans, the water that comes out of your tap started out in the ground and has been drawn from something called an aquifer. As such, the importance of aquifers to all of us cannot be exaggerated, but just what are they?



### WHAT IS AN AQUIFER?

An aquifer is a body of saturated rock from which water can be extracted in useful quantities. Aquifers must be both porous (have lots of open spaces in which water can be held) and permeable (able to let water move easily through it). In South Dakota, most aquifers consist of unconsolidated sand and gravel found along the course of current or former rivers and streams. In certain areas, layers of sandstone or fractured limestone are good sources of water. Rocks such as granite and quartzite are generally poor aquifers because they have a very low porosity. However, if these rocks are highly fractured, they make very good aquifers.

### HOW DOES WATER GET IN AN AQUIFER?

Aquifers fill with water (rainfall, runoff, melting snow) that soaks into the ground. The amount of water in storage in the aquifer can vary from season to season and year to year. Ground water may flow through an aquifer at a rate of 1,000 feet per year or 5,000 feet per

hour, depending on the permeability. But no matter how fast or slow, water will eventually discharge or leave an aquifer and must be replaced by new water to replenish or recharge the aquifer.

### HOW DO WE GET WATER OUT OF AN AQUIFER?

Holes are drilled into the material that makes up the aquifer and a well is installed. Normally such water must be pumped to the surface, but in some cases the water will rise to the surface naturally (artesian aquifers). When water is pumped from a well, the water table (the top of the saturated part of the aquifer) is generally lowered around the well. Hydrologists call this a cone of depression. If water is pumped from a well faster than it is replenished, the water table is lowered and the well may go dry.



### BACK PAGE CONTENT PROVIDED BY:



132B Airport Avenue  
Brookings, SD 57006  
605-688-6741  
eastdakota.org

**DEMONSTRATION** - Take a clear glass jar and fill it with gravel. Now pour water slowly into the jar. Watch as the water fills in the spaces between the bits of gravel. A jar “full” of gravel can actually hold quite a bit of water. You have created an aquifer!